




Leaf Buddy Drawing Activity:

Parent Tip: Encourage imaginative naming like "Fuzzy Fern" or "Captain Clover."

Instructions: Let's make a Leaf Buddy

1. Draw a big leaf in the space below.
2. What would your leaf like to do?
3. Add a smiley face & give it a name!
4. Give it eyes, arms, & a big happy smile."

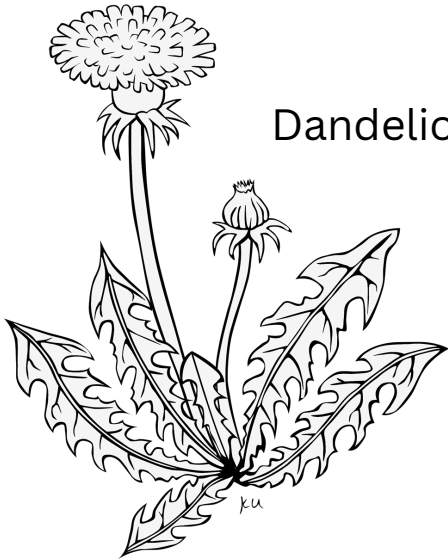





Match the Plant Leaf Activity:

Parent/Educator Note: Matching develops early observation and pattern skills.

Draw a line to match the leaf to its plant.




Dandelion



Mint



Lettuce





Nature Sound Hunt Activity:

Parent Tip: This page supports sensory awareness and mindfulness.

Listen while you're outside. **Draw** what you hear!

Instructions: You don't have to see it. Just listen like a forest explorer!

A bird song | Wind in the trees | A buzzing bug | Water | Animals


A large rectangular area defined by a dotted line, intended for drawing. The dots form a continuous border around the central space, with a slightly thicker line at the bottom.

What Color Is This Plant? Activity:

Stand-Alone: No cheat sheet needed. Focuses on creativity and observation.

Instructions:

1. Color the plant in any way you like—be creative! Use your favorite colors, even if they're not what you'd normally see on a plant.
2. After you finish coloring, go outside or look around your home or classroom.
3. Try to find something in nature (a flower, rock, leaf, bug, etc.) that has the same colors you used in your drawing.
4. Once you find it, tell someone what you discovered or draw a picture of what you found next to your plant!





Leaf Rubbing Art Activity:

Parent Note: Supervise younger children. Ideal for developing tactile and fine motor skills.

Put a real leaf under this page and rub a crayon sideways to reveal the texture! "What does your leaf feel like? Draw a smile next to it if it feels soft!"

